

City of Bellevue Human Services Needs Update

Findings from 2017-18 &
Development of the 2019-20

Parks Board
April 9, 2019





What is the Needs Update?


- Compilation of quantitative and qualitative data from a wide variety of sources
- Analysis of health and human services trends and issues that affect the quality of life of Bellevue residents
- Forecasting of “most likely future”: how can the City best prepare for changes in human services in a quickly changing environment?

Purpose of the Needs Update

- Guide the recommendations for allocation of 2021-2022 Human Services Fund/Community Development Block Grant by the Human Services Commission to the City Council
- Direct the work of Human Services Division staff
- Provide information for other City departments, community groups, faith communities, agencies and regional planning efforts

Methodology

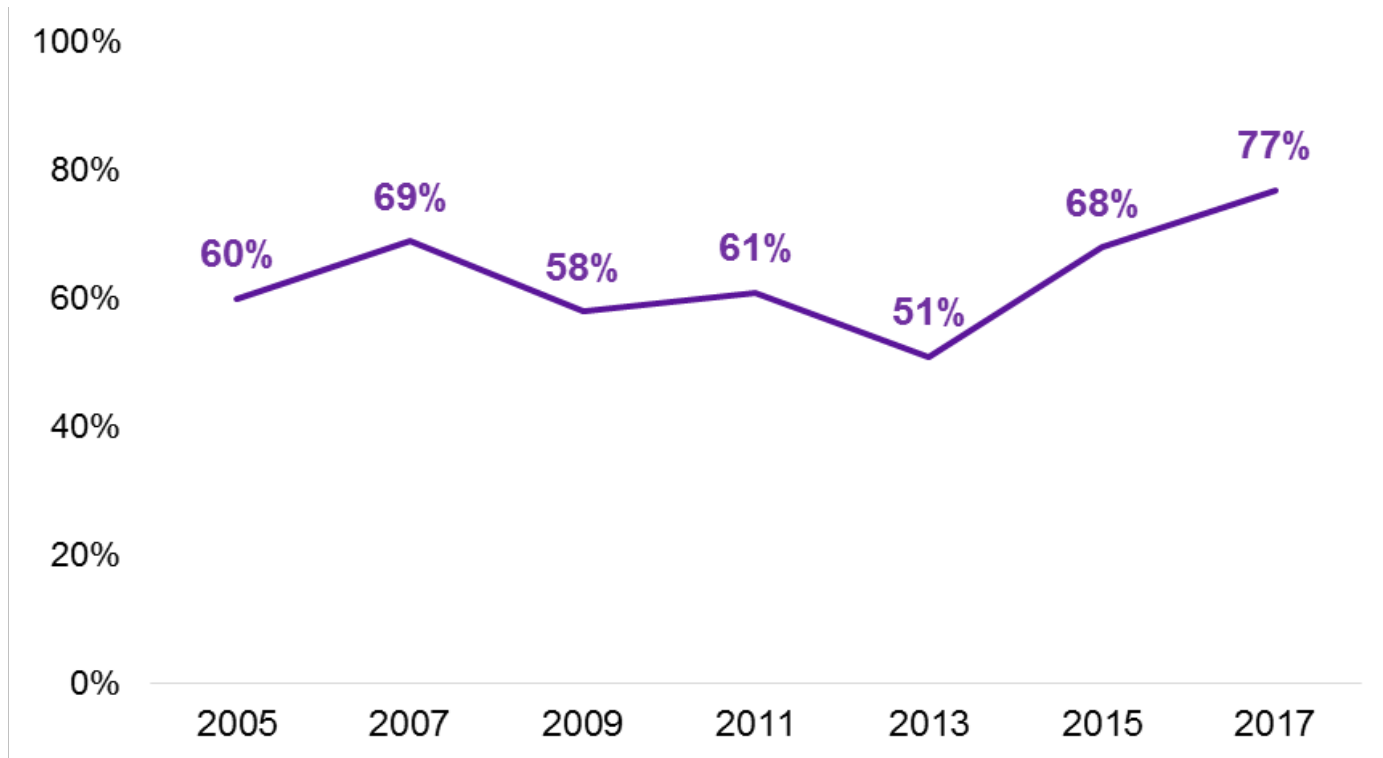
- Phone/Online Survey
- Provider Survey
- Community Conversations
- Key Informant Interviews
- Consumer Survey
- Youth Survey
- Review of reports, websites, American Community Survey and Census data



Top Themes from the 2017-18 Human Services Needs Update

Affordable Housing

- In 2017 77% of phone and online survey respondents rate lack of affordable housing as the number one community problem compared to 68% in 2015.
- Almost one in three (31%) of Bellevue renters are cost burdened and one in six (16%) are severely cost burdened. This results in households unable to meet their basic needs such as food and transportation.
- Over 9,100 Bellevue households have low and very low income. However, there are only 3,095 units of affordable housing in Bellevue



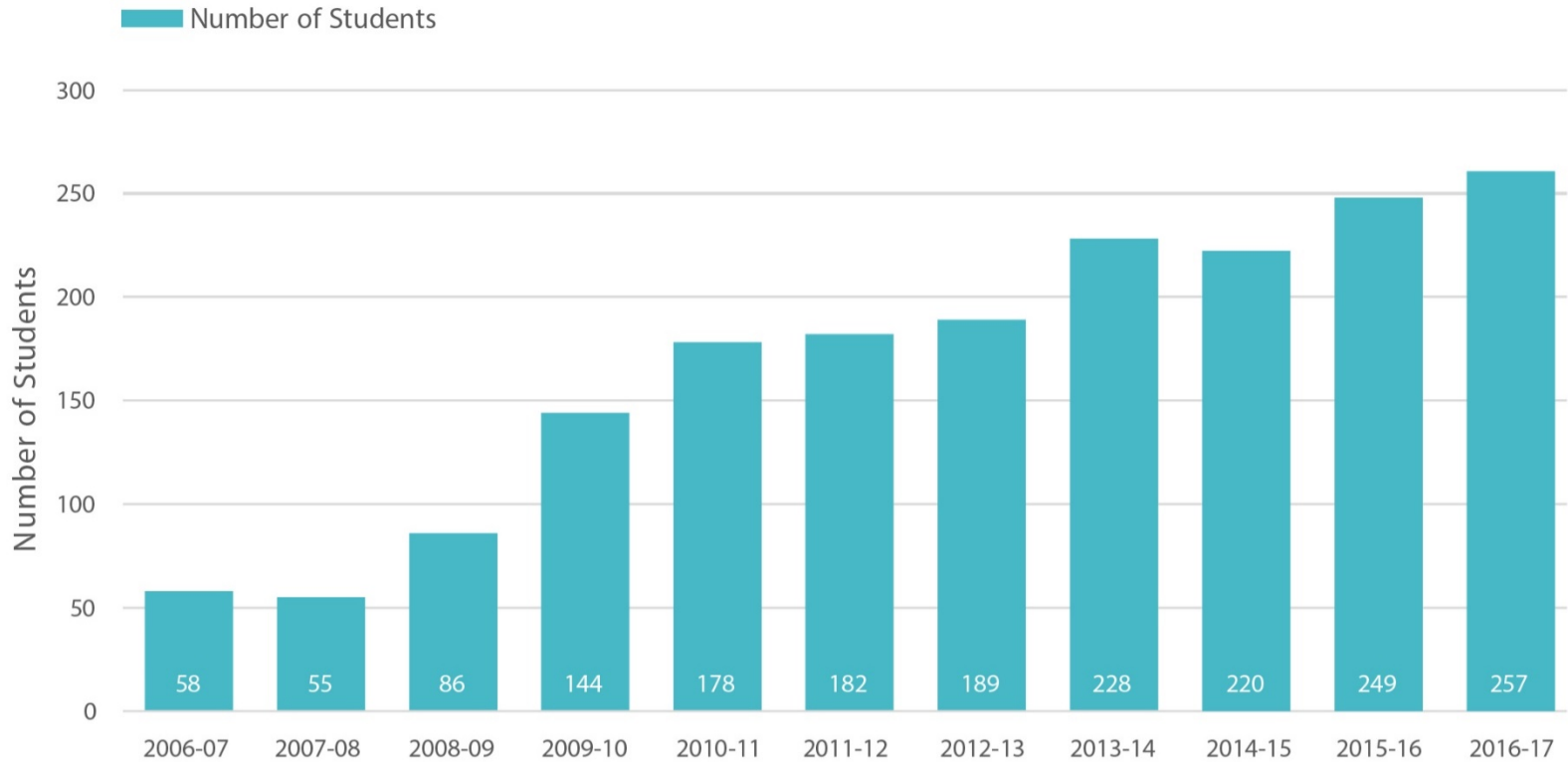
Data Source: City of Bellevue 2017 Resident Needs Assessment

Lack of affordable housing is consistently the top-rated problem area in the community, and 2017 saw a 9 percentage point jump to the highest level in more than 10 years.

Increase in Homelessness

- During winter 2016-17, the Eastside winter shelters served the following:
 - Men's Shelter: 429 men
 - Women's Shelter: 192 women
 - Families Shelter: 137 adults and 182 children
- Bellevue School District reports the number of homeless students has steadily increased from 48 in 2006-07 to 257 in 2016-17.

BSD Students Receiving McKinney-Vento Services by School Year, 2006-07 to 2016-17



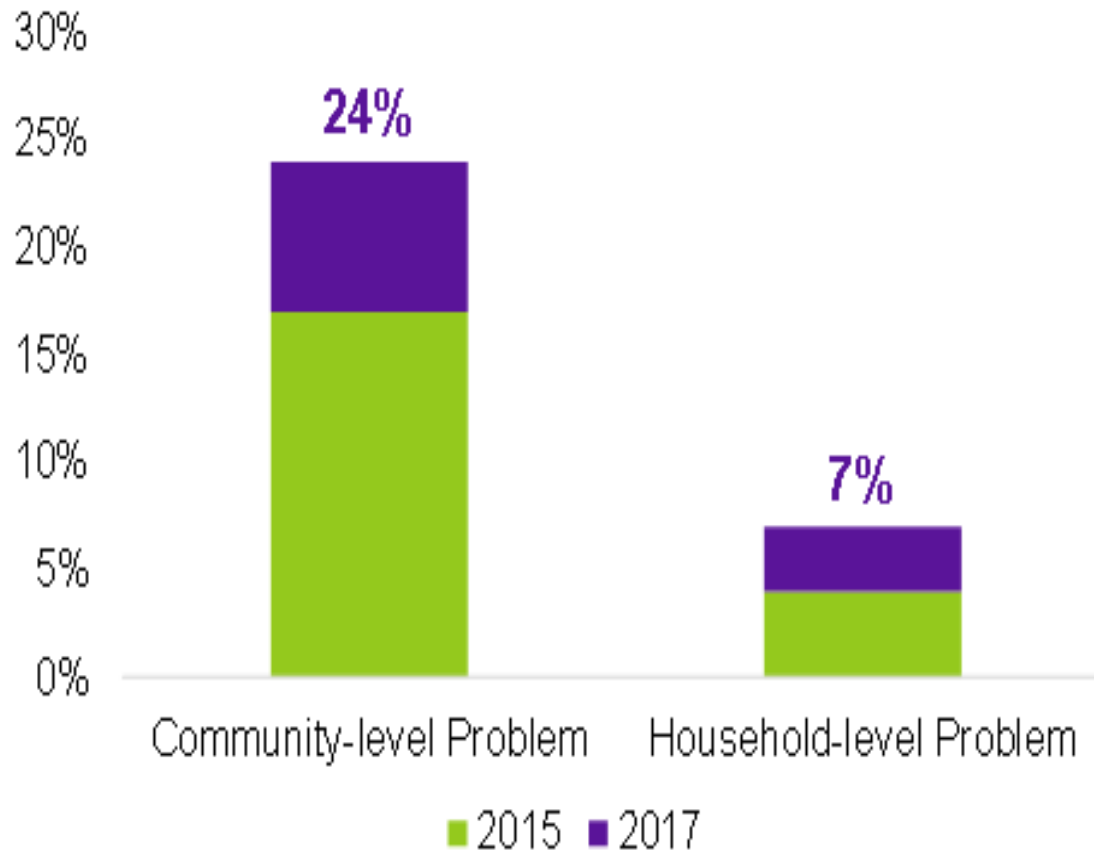
Source: Bellevue School District

Mental Health and Substance Use Disorder

- In 2016, 15% of 8th graders, 17% of 10th graders, and 16% 12th graders in the Bellevue School District said they contemplated suicide. (Source: Healthy Youth Survey)
- In 2016, there were 332 drug-caused deaths in King County and 219 of them were from heroin and prescription opioid overdose.
- 30% of phone/online survey respondents rated mental illness or emotional problems as a major/moderate community problem in 2017. Of the respondents who indicated that they or someone in their house had sought help, 92% could not find help for mental health counseling.

Racial and Ethnic Inclusion

- In the 2017 phone/online survey, 24% of respondents rated in racial and ethnic discrimination as a major or moderate problem in their community, a significant increase from 17% in 2015.
- In seven months, Eastside Legal Assistance Program met with over 1,000 East King County residents on immigration issues.
- 42% of Bellevue residents spoke a language other than English at home.



Data Source: City of Bellevue 2017 Resident Needs Assessment

Transportation

- In the 2017 provider's survey, 70% of respondents reported that their clients needed, but couldn't find, help with transportation.
- In the phone/online survey, 39% of respondents rated inadequate public transportation as a major or moderate problem in their community.
- About 8% of Bellevue residents over 65 state they do not have a vehicle. Making the decision to stop driving either for health or financial reasons can have an impact their ability to meet their basic needs, such as doctor visits, shopping, and recreation.

Timeline for the 2019-20 Human Services Needs Update

- Data collection through summer 2019
 - Feedback on community conversation
- Draft report to the Human Services Commission in November 2019
- Presentation of findings to the Council in January 2020
- Distribution in February 2020

Feedback

- What would you suggest for community conversations?
 - *Currently working to schedule:*
 - *Bellevue College*
 - *Bellevue Diversity Advantage Network*
 - *Day Centers with homeless services (Men, Women, & Families with children)*
 - *Police Affinity Groups*
 - *Older Adult Groups with support of BNOA*

DISCUSSION