



መቼ ?



ጥደው የራቀት ምድጃ ማጨስ የሰጋራ ማቀጣጠያ ሻማዎች

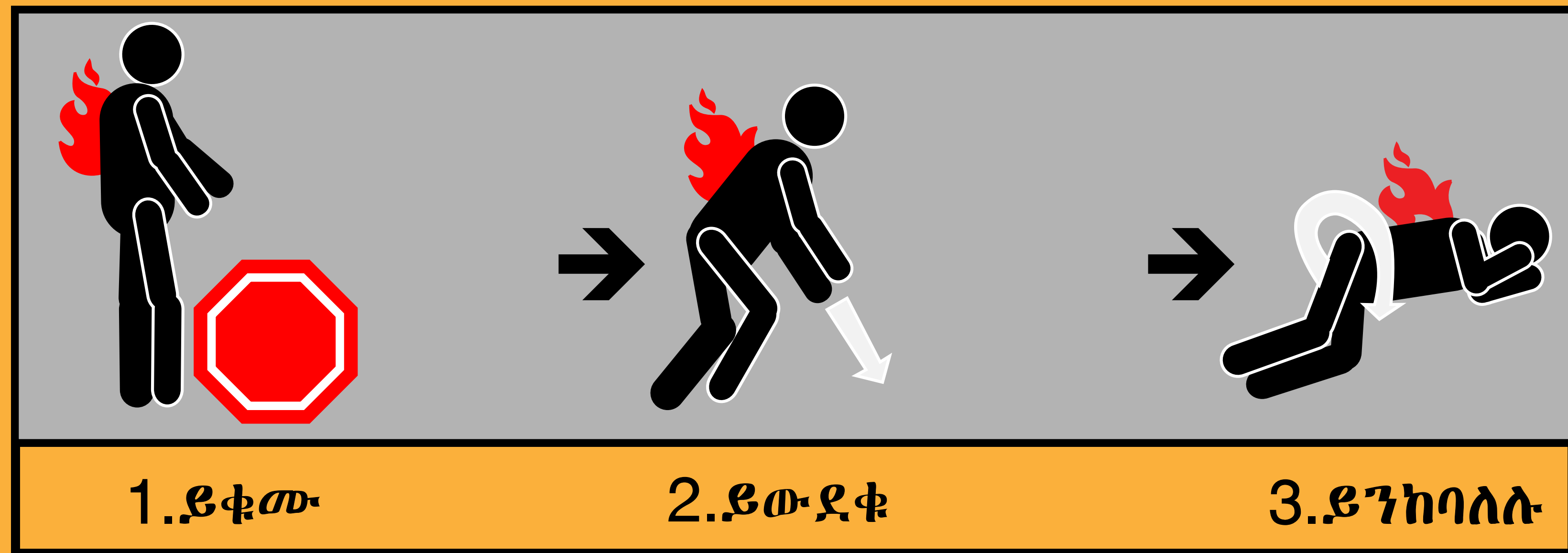
መቼ ?



ባካባቢው ያሉ ነገሮች ከመጠን ያለፈ ኤሌክትሪክ መጠቀም

ልብስ በእሳት ቢያያዝ

ማድረግ ያለቦት



1. ይቆሙ 2. ይውደቁ 3. ይንከባለሉ

እሳት ማጥፊያ እንዴት እንደሚጠቀም

ማድረግ ያለቦት

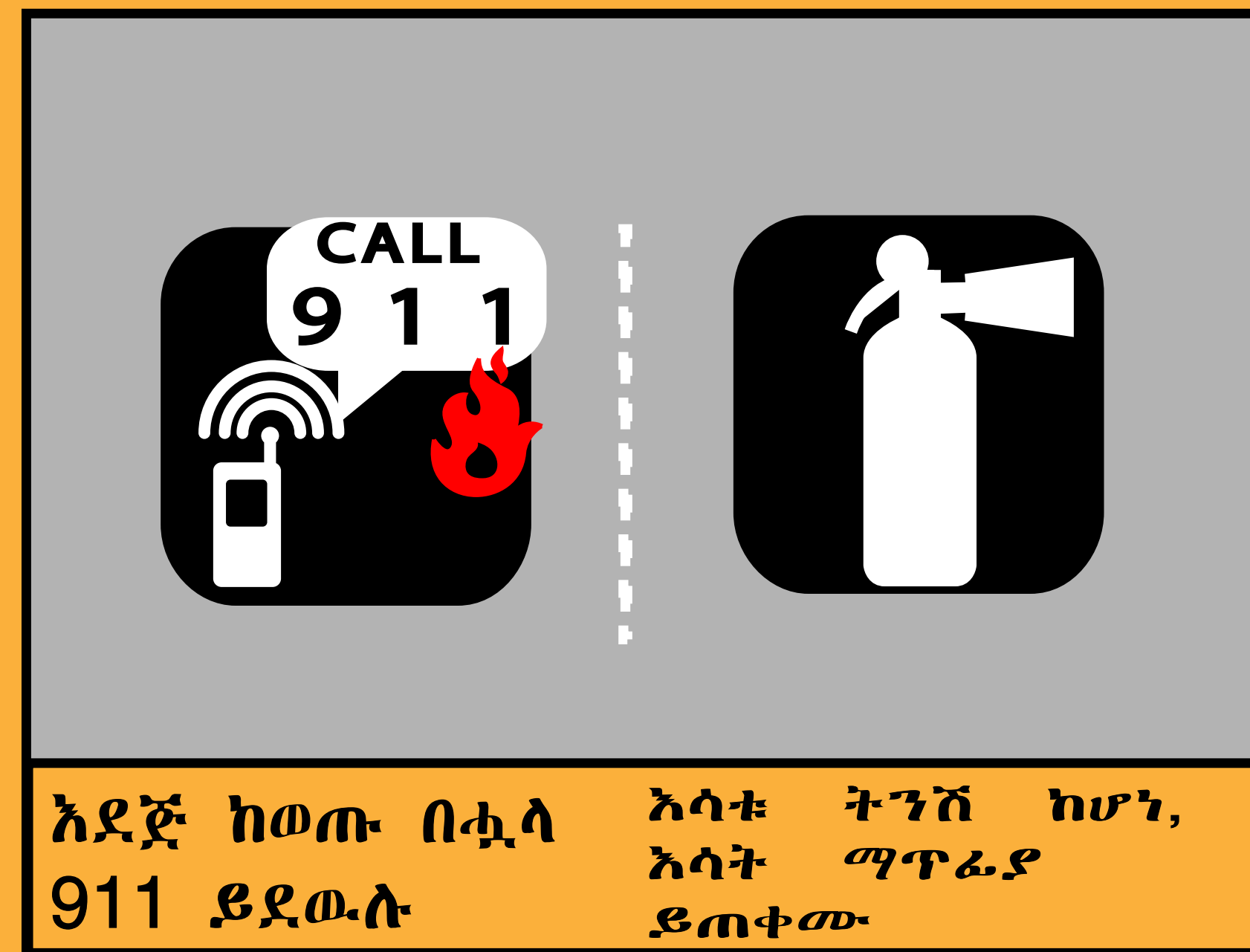


1. ቃታውን ይሳቡ 2. የእሳቱ መነሻ ላይ ያልሙ 3. ይጭመቁ 4. ይነስንሱ

ህንጻውን ለቀው ይውጡ

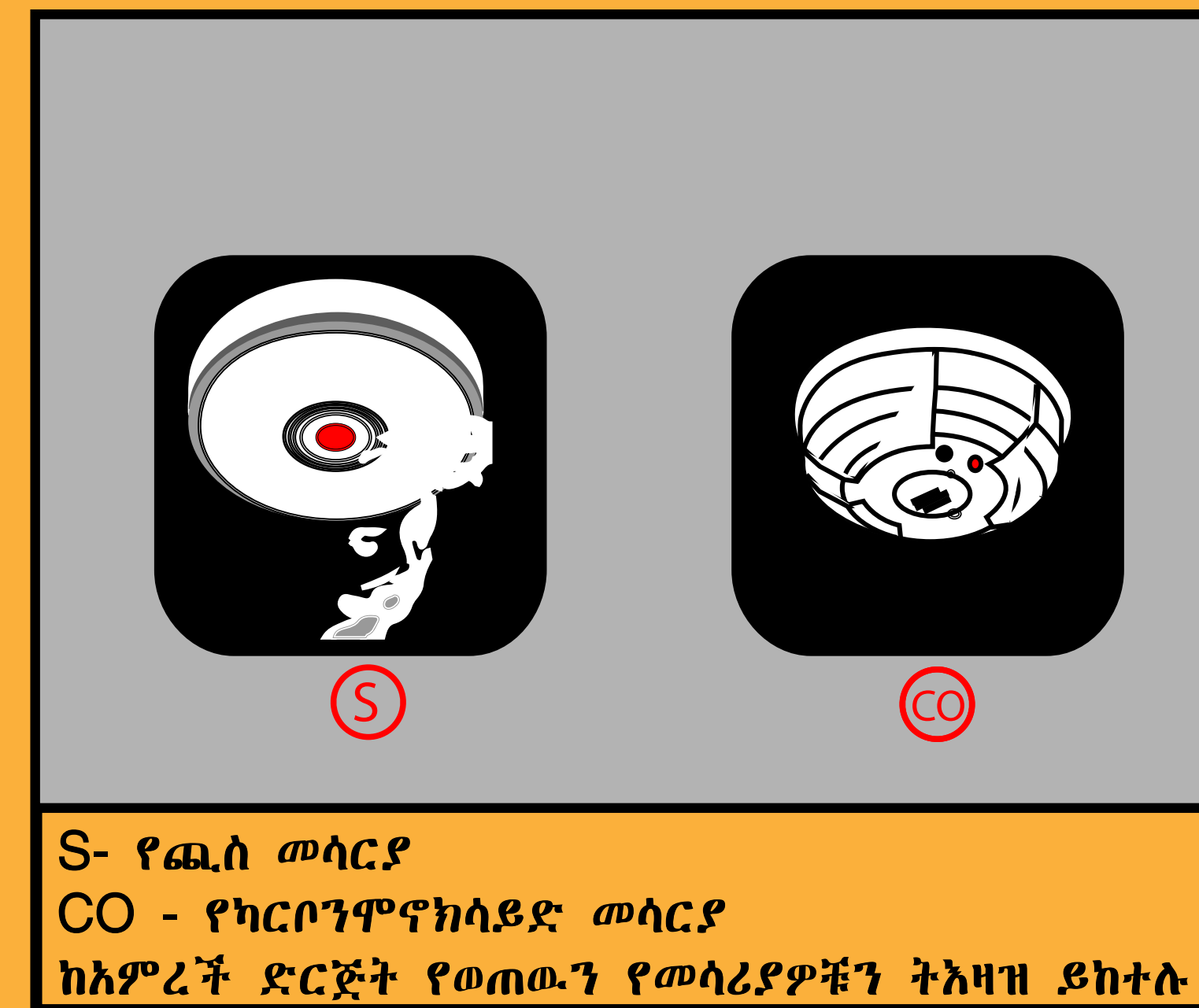


ህንጻውን ለቀው እደጅ ይቆዩ

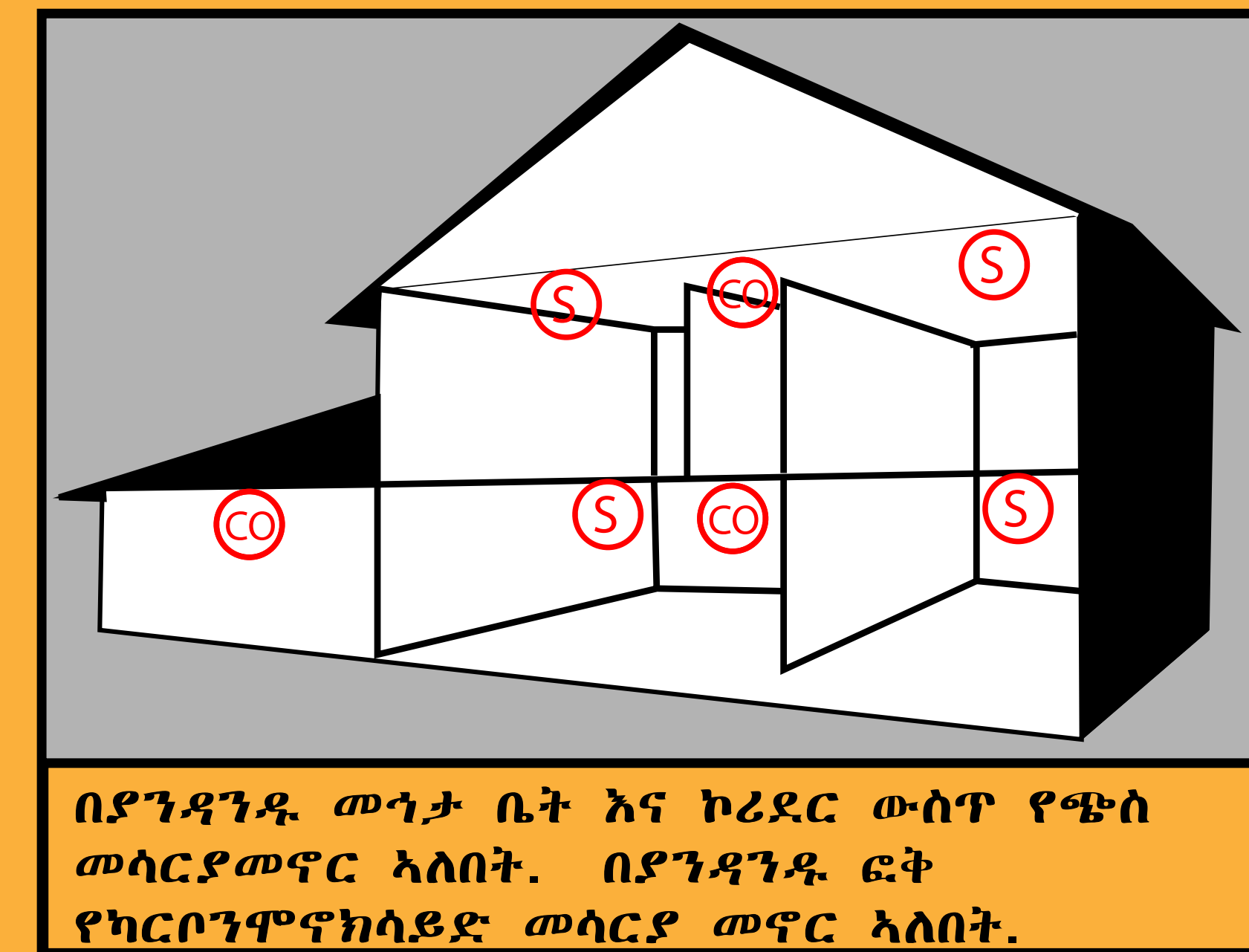


እደጅ ከወጡ በኋላ እሳቱ ትንሽ ከሆነ እሳት ማጥፊያ ይጠቀሙ

ለእሳት ደህንነት የጨሰ እና የካርቦን ሞኖክሳይድ መሳርያ ይግጠሙ



S- የጨሰ መሳርያ CO - የካርቦን ሞኖክሳይድ መሳርያ ከአምራች ድርጅት የወጠውን የመሳሪያዎቹን ትእዛዝ ይከተሉ



በደንቆሽቆ መጎታ ቤት እና ኮሪደር ውስጥ የጭስ መሳርያ መኖር አለበት. በደንቆሽቆ ፎቅ የካርቦን ሞኖክሳይድ መሳርያ መኖር አለበት.



የከተማ እሳት ቅድመ-ዝግጅቶች

“ማምለጫ መንገዶች”

በቤልቪው ያደጋ ጊዜ ማስተባበርያ ቢሮ የተደገፈ ዘመቻ

Some of the icons were modeled after OCHA Humanitarian icons. For more information: http://www.bellevuewa.gov/emergency\_preparedness.htm Contact us: oempublic@bellevuewa.gov | (425) 452-6935 Follow us: www.facebook.com/BvueOEM | www.twitter.com/BvueOEM



የከተማ እሳት ቅድመ-ዝግጅቶች

“ማምለጫ መንገዶች”

በቤልቪው ያደጋ ጊዜ ማስተባበርያ ቢሮ የተደገፈ ዘመቻ

Some of the icons were modeled after OCHA Humanitarian icons. For more information: http://www.bellevuewa.gov/emergency\_preparedness.htm Contact us: oempublic@bellevuewa.gov | (425) 452-6935 Follow us: www.facebook.com/BvueOEM | www.twitter.com/BvueOEM

