



Bicycle Parking Program

Existing Facilities & Planned Installations

Transportation Commission
February 12, 2015

Agenda

- Program Background
- Existing Bicycle Parking
- Installation Guidelines
- Planned Installations




Tonight's Discussion

Downtown Streetside
Bicycle Racks



Other Bicycle Parking

Secure Commuter Parking,
Private Racks Outside Downtown



“Like motorists, bicyclists require secure and conveniently located facilities for bike storage at destinations.”




Policy

- **TR-76:** *Promote and facilitate the effective use of non-motorized transportation.*
- **TR-77:** *Consider pedestrians and bicycles along with other travel modes in all aspects of developing the transportation system.*



Policy

- **TR-14:** *Require new development to incorporate physical features designed to promote use of alternatives to single-occupant vehicles, such as... (4) Bicycle parking, showers, secure storage facilities, lockers, and related facilities.*
- **TR-84:** *Secure sidewalk and trail improvements and easements, and on-site bicycle parking and storage consistent with the Pedestrian and Bicycle Transportation Plan through the development review process.*



Policy

- **UD-40:** *Ensure that sidewalks, walkways, and trails are furnished, where needed and appropriate, with lighting, seating, landscaping, street trees, trash receptacles, public art, bike racks, railings, handicap access, newspaper boxes, etc., without interfering with pedestrian circulation.*




Funded CIP Program

PW-W/B-56:

Pedestrian and Bicycle Access Improvement Program

- Design and construct small projects that make a big difference:
 - Sidewalks
 - Trails
 - Lane markings
 - Wayfinding signs
 - Bicycle parking



Existing Facilities

- **107:** Total number of Downtown bicycle racks
 - **72:** Maintained by the Transportation Department
 - **17:** Maintained by Parks, Sound Transit, King County
 - **18:** Privately maintained
- **380:** Total estimated bicycle capacity Downtown
 - **252:** Provided by the Transportation Department



Existing Bicycle Racks

High Rail

- Installed by Transportation Dept since 2005
- 69 Downtown locations
 - 54 maintained by Transportation
- Most common rack type
- Accommodates up to 4 bikes



Existing Bicycle Racks

Bicycle Circle


- Installed by Transportation Dept in 2012
- 17 Downtown locations
 - All maintained by Transportation
- Compact footprint
- Improved aesthetics



Existing Bicycle Racks

Coffee Cup

- Installed by Transportation Dept in 2009
- 3 originally installed
 - 1 remains installed today
 - 2 removed due to instability



Removed Bicycle Racks

Cindy and Clyde


- Installed by Transportation Dept in 2009
- All have been removed due to unstable mounting



Other Bicycle Racks

Coat hanger


- Installed by Parks Dept and private property owners
- 6 Downtown locations
- Accommodates up to 4 bikes



Other Bicycle Racks

Undulating

- Privately installed/maintained
- 3 Downtown locations
- Accommodate up to 6 bikes



Other Bicycle Racks

Spiral

- City Hall
- 2 adjacent racks
- Together accommodate about 6 bikes



Other Bicycle Racks

Post and Ring


- Privately installed/maintained
- 5 Downtown locations along Bellevue Way NE, NE 2nd St, and NE 4th St
- Accommodate up to 2 bikes



Other Bicycle Racks

Double Hoop

- Privately installed/maintained
- 1 Downtown location:
Park Metro Apartments
- Accommodates up to 2 bikes



Installation Guidelines

- Racks installed by the Transportation Department conform to APBP Bicycle Parking Guidelines (2002)
 - Support the bicycle frame in at least two places
 - Prevent the wheel from tipping over
 - Enable the frame and wheels to be secured with a U-lock
 - Place at least 30 inches from adjacent racks
 - Ensure rack is well anchored to prevent theft or damage




Installation Guidelines

- Bellevue Bicycle Rack Installation Guidelines (2012)
 - Location Considerations
 - Bicycle parking demand
 - Proximity and adjacency to entrances of short-term destinations
 - E.g. civic buildings, retail, cafes, restaurants, theatres, and residential buildings
 - Convenience to the destination
 - Visibility to nearby bicycle routes

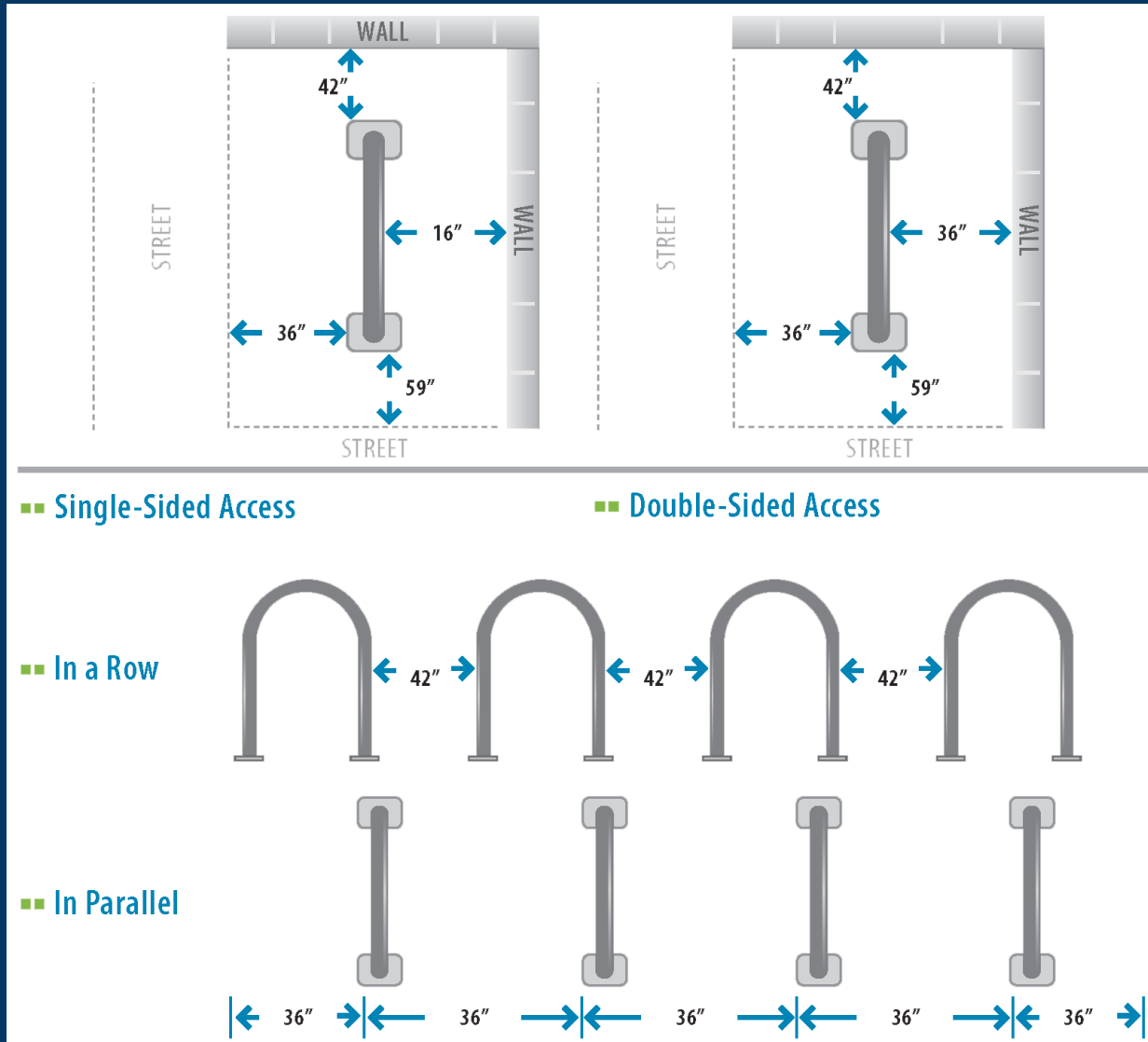


Installation Guidelines

- Bellevue Bicycle Rack Installation Guidelines (2012)
 - Placement Considerations
 - Do not create an obstacle or hazard
 - Avoid fire hydrants
 - Align with other sidewalk features (e.g. street trees, benches)
 - Allow two feet of clearance around the rack
 - Installation contractor provides



Installation Guidelines



2015 Planned Rack Installations

- Contract with Urban Racks
 - \$10,000 | 2014-2017
 - Fabrication, delivery, installation, and maintenance
- Custom Bellevue Inverted U
 - \$205 per unit
 - Approximately 36 total racks under contract



2015 Planned Rack Installations

- **28:** Potential new locations currently identified
 - Currently reflect staff analysis
 - No public input received following Oct. 2014 “It’s Your City”
- **20:** New racks to be installed by Spring 2015
 - **13:** New locations
 - **7:** Replacements for previously removed racks



2015 Potential Installation Locations



106th Ave NE north of NE 10th St
Flywheel, Belcarra Apartments

2015 Potential Installation Locations



NE 10th St west of 103rd Ave NE
Orvis, Paule Attar Salon, Core Power Yoga

2015 Potential Installation Locations



110th Ave NE south of NE 10th St
Esthetique Nail & Spa, Metropolitan Condos


2015 Potential Installation Locations



111th Ave NE at NE 11th St
Avalon Bellevue Apartments

Next Steps

- Finalize planned installation locations
 - Public, Commission input encouraged
- Urban Racks to complete fabrication, delivery
 - Delivery anticipated in February/March
- Notify property owners of impending installations
 - Coordinate to determine specific placement of racks





Bicycle Parking Program

Existing Facilities & Planned Installations

Andreas G. Piller

Assistant Planner, Transportation Department

(425) 452-2931 | APiller@bellevuewa.gov